

BRAVE™



Why Brave?

- Retro classic Winnebago exterior body styling
- Bold retro interior styling
- Powered StudioLoft™ beds
- LED lighting
- Innovative sliding dash Rearview Monitor/Rand McNally RV GPS
- MCD blackout roller shades
- Powered patio awning

WINNEBAGO™

BRAVE

Click on this icon throughout the brochure to link to more information on the web.

WINNEBAGO

On the Cover: 26A Mello Yellow Graphics

26A Good Vibrations with Cherry Cola Cabinetry

The 'Brow is Back!

In the late '60s and '70s, there was no mistaking a Winnebago motorhome. The bold Flying W and iconic "eyebrow" designs were cutting paths to fun and adventure from coast to coast. It was the coach that made America fall in love with motorhomes. Well, it's time to fall in love again. The new Brave™ breathes new life into the legendary design, giving you the opportunity to relive your childhood memories with the next

generation of motorhome enthusiasts. Beyond its stylish appearance, the new Brave is loaded with today's best features and versatile floorplans ideal for weekend getaways or extended trips. While you won't find one with the \$4,000 price tag of the original, it is priced to fit within a growing family's budget. Stand out. Be brave. The all-new Brave.



Recognized Quality The Recreation Vehicle Dealer Association annually rates RV manufacturers and awards the Quality Circle Award to manufacturers that provide exceptional products, service, and support. Winnebago is proud to be the only manufacturer that has received this award every year since its inception.



Best in Class

See how Winnebago takes motorhome design and function to the next level, and why we've earned the right to be called the Most Recognized Name in Motorhomes.®



Click on this icon throughout the brochure to link to more information on the web.



The **Passenger Workstation** is the perfect place to plan the next leg of your trip.



Tie Down Anchors under the Flex Sofa/Bed provide extra storage flexibility and hold down your extra cargo while traveling.



Turn your cab into a second bedroom with the convenient **StudioLoft™** that drops down from the cab ceiling for another sleeping space.



A **Rearview Monitor System** with Rand McNally GPS slides side-to-side for easy access for driver and passenger.



The **Flex Sofa/Bed** in the 26A can flip tight against the wall for additional floor space. A powered table can even flip up with the sofa in this position to provide a work or serving surface.



Adjust your preferred light and privacy settings with the **MCD Blackout Roller Shades**.



BRAVE Lounge



The fun begins when you select an unforgettable '60s-inspired interior with Cherry Cola or Cream Soda wood choices. Never fear; while the Brave is a throwback in spirit, it is forward-thinking in execution. You won't find any shag carpet, but you will find easy-to-clean vinyl floor covering throughout the coach and a vinyl-clad ceiling. With swiveling cab seats and a removable pedestal table, you can easily set up for game night or simply have more space to lounge. You'll appreciate the easy-slide cabinet doors that make it easier to access your games and supplies with panels that slide open rather than flip up and down.



26A Good Vibrations with Cherry Cola Cabinetry



26A Easy-Slide Cabinet Door



26A Dinette



26A Removable Pedestal Table



26A Galley

The galley is a true feast for the eyes, with retro styling paired with all the modern amenities that make today's motorhomes so popular. Cabinet doors with frosted panel inserts, waterfall laminate countertop and pull-out spring neck galley faucet offer a dash of contemporary styling that completes the look. Family meals are more fun in the U-shaped dinette found in the 27B and a removable pedestal table in the 26A completes your dining options.



26A Pantry



Refrigerator/Freezer



Backsplash



26A Flip-Up Countertop Extension



26A Bedroom

While you may have fond memories of rolling out the sleeping bag on the floor of your parents' Winnebago, today's travelers demand more comfortable accommodations. That's why you'll find a queen bed in the 26A that converts to a single bed with a nightstand and a powered StudioLoft bunk bed. An additional StudioLoft bed in the front of the coach and, depending on which floorplan you choose, a sofa/bed or a dinette easily convert into beds for even more sleeping options.



26A Bedroom



26A Wardrobe



26A Bathroom



Dash

Here's something you didn't find in 1971: a Rand McNally GPS navigation system with Rearview Monitor. And talk about innovative; the monitor can slide directly in front of the passenger seat so your co-pilot can plan your route. The dash radio offers 30 programmable stations and Bluetooth™ connectivity so you can play music from your smartphone or tablet. At the end of the day, the fully-adjustable Primera covered cab seats swivel to face an already generous living area.



Passenger Workstation



Cab Seats




Powered Patio Awning

We hope you like making new friends because everyone at the campsite will want to check out your new Brave. So, grab a cold beverage and a comfortable lawn chair and enjoy the attention beneath the powered patio awning.



Exterior Trunk Storage



Automatic Entrance Steps



Powered Mirrors with Defrost



Stainless Steel Wheel Liners



Fiberglass Roof

The one-piece fiberglass roof is backed by a 10-year limited parts-and-labor roof skin warranty.

Rubber Can't Cut It

Rubber roofs used by competitors can streak and degrade over time.

Thermo-Panel® Sidewalls

By layering fiberglass and high-density block foam insulation with welded aluminum support structures, we create some of the industry's strongest, most durable and lightweight sidewalls.

E-Coating

An electrodeposition coating helps protect critical steel components.

Embedded Steel Metal substructures embedded into the sidewall provide solid attachment points to keep cabinets and appliances mounted securely in place.

Laser-Cut Tubing

Precision laser cutters create precise joints in structural steel that are stronger and require less welding.



Interlocking Joints

Specially engineered interlocking joints connect the floor, sidewalls and roof where competitors often rely on simple screws to bear the weight.



Solid Framework Aluminum extruded in our own facility to our exacting standards creates an extremely strong and solid structural framework.

**SUPER
STRUCTURE**
BUILT TO LAST

Every coach—from our smallest Class C to our largest diesel-pusher model—is built to Winnebago's® legendary SuperStructure® construction standards. It's a process developed and refined over more than 50 years of building some of the strongest, most durable coaches in the industry.



TESTING

Before rolling out of our factories, every coach undergoes an extensive 113-point inspection. Each coach also passes a high-pressure water test that simulates rain at a rate of 50-inches per hour to check for leaks. During the design process, our computer simulations, physical testing center, and rigorous test track ensure each model is built to last.



DETAILS

At Winnebago, we treat the features you can't see with the same care as the ones you can. Look in the access panels of some of our competitors' coaches and you'll see loose insulation and wires haphazardly strewn about. Winnebago maintains a clean fit and finish throughout so your coach will last for the long haul.



BUILT IN-HOUSE

We extrude our own aluminum. We rotocast our own plastic components. In fact, we manufacture most of our own parts so they are designed to fit the space, rather than fitting the space to an awkward off-the-shelf component size.



**SUPER
STRUCTURE**
BUILT TO LAST



Visit BetterBuiltRVs.com to gain real insight into what goes into a Winnebago motorhome.

TAKE A TOUR


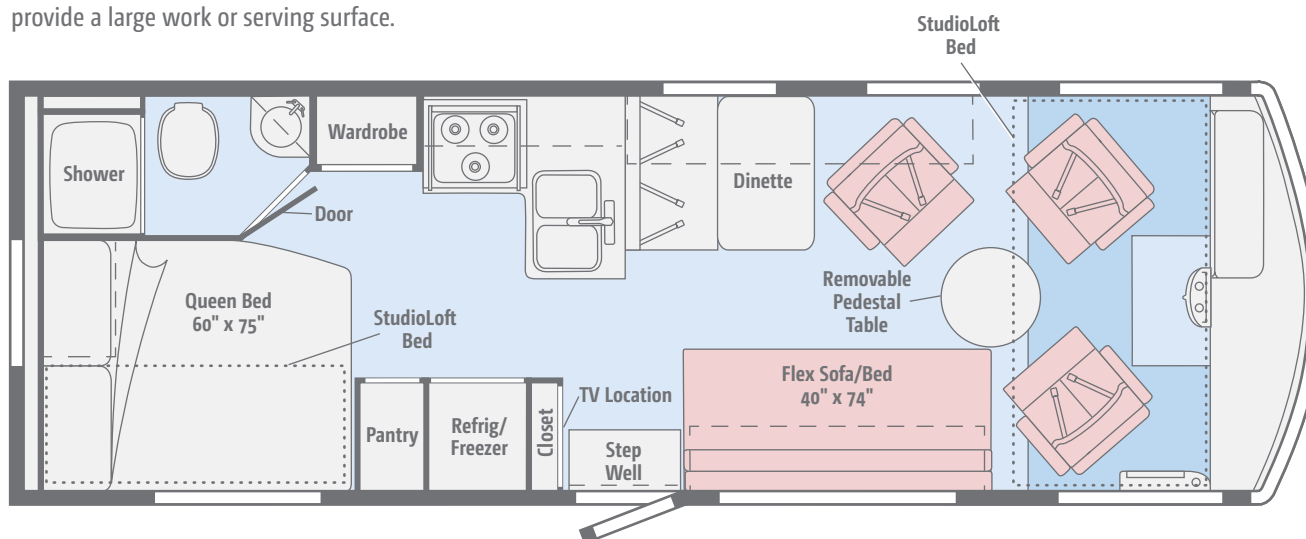
We're proud of our processes, state-of-the-art facilities, and the people who make Winnebago number one. We invite you to visit our complex in Forest City, Iowa, for a first-hand look at the dedication and technology behind every motorhome we build.



GoWinnebago.com

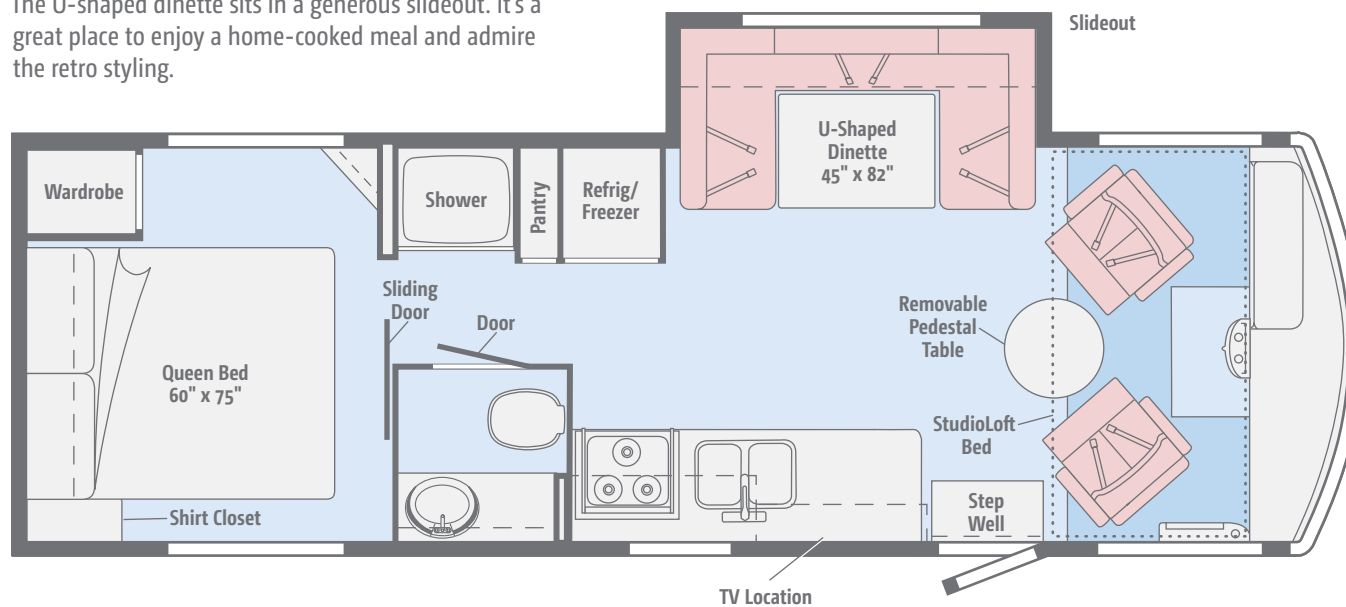
NEW 26A

The flex sofa/bed can flip up against the wall for additional floor space and also features a powered table that flips up to provide a large work or serving surface.



NEW 27B

The U-shaped dinette sits in a generous slideout. It's a great place to enjoy a home-cooked meal and admire the retro styling.






Choose from two retro fabric collections and wood finishes.

Good Vibrations



Primera



Primera Accent



Accent



Bedspread




Countertop



Wall Board



Carpet



Vinyl



Cherry Cola



Cream Soda



Choose from two retro fabric collections and wood finishes.

Calypso



Primera



Primera Accent



Accent



Bedspread




Countertop



Wall Board



Carpet



Vinyl



Cherry Cola



Cream Soda

BRAVE Graphics



Choose from three groovy graphics packages.



Crimson 'n Clover
(Requires Calypso Interior)



Woodstock



Mello Yellow
(Requires Good Vibrations Interior)

Weights & Measures

	26A	27B
Length	27'8"	29'4"
Exterior Height ¹	11'8.5"	11'8.5"
Exterior Width ²	8'5.5"	8'5.5"
Exterior Storage ³ (cu. ft.)	92	113
Awning Length	19'	18'
Interior Height	6'9"	6'9"
Interior Width	8'0.5"	8'0.5"
Freshwater Tank Capacity ⁴ (gal.)	40	54
Water Heater Capacity (gal.)	6	6
Holding Tank Capacity - Black/Gray ⁴ (gal.)	42/42	41/53
LP Capacity ⁵ (gal.)	18	18
Fuel Capacity (gal.)	80	80
GCWR ⁶ (lbs.)	23,000	23,000
GVWR (lbs.)	16,000	16,000
GAWR - Front (lbs.)	6,500	7,000
GAWR - Rear (lbs.)	11,000	11,000
Wheelbase	158"	178"

Ford® F53 Chassis


362-hp 6.8L 3-valve Triton® V10 SEFI engine, TorqShift™ 5-speed automatic transmission w/tow/haul, Hydroboost power brakes, 4-wheel ABS, 175-amp. alternator

7-pin trailer wiring

Trailer Hitch⁶ 5,000-lb. drawbar/500-lb. maximum vertical tongue weight

Automatic hydraulic leveling jacks

Stainless steel wheel liners



Ford F53 Chassis

Cab Conveniences

Cab seats adjustable armrests, lumbar support, and multi-adjustable slide/recline/swivel

3-point seat belts

Radio AM/FM, Bluetooth™ ready, time/alarm clock, iPod®/MP3 input, 4 speakers

Passenger workstation w/12-volt powerpoint/USB

Movable console w/Rearview Monitor System w/Rand McNally RV GPS

Chassis/house battery radio power switch

Power-assist steering w/tilt wheel

Cruise control

Power mirrors w/defrost

Dome lights

Front wraparound curtain

Sunvisors

Interior

28" HDTV (26A)

32" HDTV (27B)

StudioLoft™ w/power lift and ladder (cab overhead)

Amplified digital TV antenna system

LED ceiling lights

LED accent lights

Vinyl ceiling

MCD blackout roller shades

Full-extension drawers w/roller bearing slides

Systems monitor panel

Roof vent (lounge)

Powered roof vent (bath)

OPTIONAL EQUIPMENT

DVD player w/remote

Galley

Laminate countertop w/decorative backsplash

2-door refrigerator/freezer

Microwave oven

3-burner range top w/oven

Flip-up countertop extension (26A)

Vented range hood

Bath

Laminate countertop

Medicine cabinet

Flexible showerhead

Shower curtain (26A)

Textured glass shower door (27B)

Skylight

Toilet w/foot pedal

Water pump switch

Bedroom

Queen bed w/bedspread (27B)

Queen bed w/mattress cover (26A)

StudioLoft bunk bed w/power lift (26A)

Exterior

Automatic entrance door steps

Porch light

Trunk storage compartment w/light

Side-hinged compartment doors w/paddle latches

Powered patio awning

Exterior speaker system

Heating & Cooling System

15,000 BTU ducted air conditioner w/ChillGrille™

30,000 BTU low-profile ducted furnace

Electrical System

AC/DC load center, 45-amp. converter/charger

30-amp. power cord

4,000-watt Cummins Onan® MicroQuiet™ gas generator

2 deep-cycle, Group 24 batteries

Chassis and coach battery disconnect systems

Automatic dual-battery charge control

Auxiliary start circuit

Exterior antenna jack and AC duplex receptacle

Plumbing System

Permanent-mount LP tank

On-demand water pump

TrueLevel™ holding-tank monitoring system

Winterization Package water heater bypass valve and siphon tube

6-gallon electric ignition/LP water heater

Gravity water tank fill w/lockable door

LPG accessory connection (patio area)

City water hookup

10' sewer hose

OPTIONAL EQUIPMENT

Heated drainage system

Safety

Child seat tether anchor

LP, smoke, and carbon monoxide detectors

10 BC fire extinguisher

Ground fault interrupter

Warranty⁷

12-month/15,000-mile basic limited warranty⁸

36-month/36,000-mile limited warranty on structure⁸

10-year limited parts-and-labor warranty on roof skin⁸

- 1 The height of each model is measured to the top of the tallest standard feature and is based on the curb weight of a typically equipped unit. The actual height of your vehicle may vary by several inches depending on chassis or equipment variations. Please contact your dealer for further information.
- 2 Floorplans feature a wide-body design – over 96." In making your purchase decision, you should be aware that some states restrict access on some or all state roads to 96" in body width. Before making your purchase decision, you should confirm the road usage laws in the states of interest to you.
- 3 The load capacity of your motorhome is designated by weight, not by volume, so you cannot necessarily use all available space when loading your motorhome.
- 4 Capacities are based on measurements prior to tank installation. Slight capacity variations can result due to installation applications.
- 5 Capacities shown are tank manufacturer's listed water capacity (W.C.). Actual filled LP capacity is 80% of listing due to overfilling prevention device on tank.
- 6 Actual towing capacity is dependent on your particular loading and towing circumstances which includes the GVWR, GAWR, and GCWR, as well as adequate trailer brakes. Please refer to the Operator's Manual of your vehicle for further towing information.
- 7 See separate chassis warranty.
- 8 See your dealer for complete warranty information.

Winnebago's® continuing program of product improvement makes specifications, equipment, model availability, and prices subject to change without notice. Published content reflects the most current product information at time of printing. Please consult your dealer for individual vehicle features and specifications.

GoWinnebago.com Has All The Answers



Visit **GoWinnebago.com** on your computer, smartphone or tablet for the latest product information and updates.

goLIFE

Welcome to GoLife!

Visit our lifestyle blog for motorhome news, personal travelogues, and community stories.



WINNEBAGOLIFE.COM

PREFERRED CARE PROGRAM

We back our motorhomes with best-in-class support both before and after the sale:

- 12-month/15,000-mile basic limited warranty
- 36-month/36,000-mile limited warranty on structure
- 10-year limited parts-and-labor warranty on roof skin
- Complimentary 24-hour roadside assistance program



**Premium
ROADSIDE ASSISTANCE**



TRIPSAVER
FAST TRACK PARTS
WINNEBAGO

- TripSaver® Fast Track Parts guarantees that in-stock warranty parts ship directly to your dealer within 24 hours
- National dealer service network

For more information, visit us at **WGOService.com**



WIT CLUB

Join the Club, Join the Fun


As a Winnebago motorhome owner, you are invited to join the WIT Club. It's a great way to take full advantage of your new coach and meet fun-loving WIT Club members from across the country who make motorhome adventures a way of life.



Members enjoy:

- Caravans and rallies
- Newsletters
- Local and state group activities
- RV travel benefits

See more at **WITclub.com**



Grand National Rally

In 1969, two things happened: Neil Armstrong took mankind's first steps on the moon, and Winnebago's WIT Club launched its first Grand National Rally in Forest City, Iowa. Every year since then, thousands of rally-goers connect with old friends to enjoy concerts, tours, activities, and more. Blast off for an adventurous week in July to celebrate 45 years of interstate land roving at the 2014 "Out of This World" Grand National Rally. It's a mission you'll never forget!