

# WILDERNESS

**DSI**  
Annual RVDA DEALER  
SATISFACTION INDEX  
AWARD WINNER



Visit HEARTLAND on:





## Standard Features

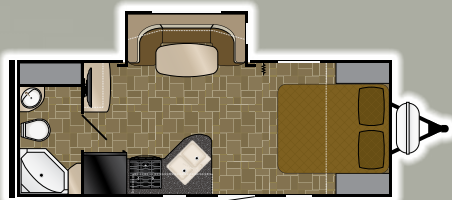
- Ducted A/C w/ curvilinear roof
- Block foam brick insulation
- Laminated floor and sidewalls
- 82" interior ceiling height
- Deep bowl Kitchen Sink
- Pull-out Kitchen Faucet
- 6 cu ft. double door refer
- Skylight in shower
- Night Shades
- Tinted safety windows
- Stabilizer jacks
- Leaf spring suspension
- RV Queen bed
- Dual 20# LP tanks w/auto change over
- Awning
- Medicine Cabinet
- Fire Extinguisher

- Power vent in bathroom
- Foot flush toilet
- 6 gallon DSI gas/electric heater
- Underbed storage
- 12 volt FM/AM/CD with indoor/outdoor speakers
- Cable hookup
- Shower / Tub surround
- 55 amp 12 volt power converter
- Steel ball bearing drawer guides
- Wide trax axle system
- E-Z lube hubs
- Bumper w/hose storage
- Enclosed and heated under-belly
- Black tank flush
- Correct Trak

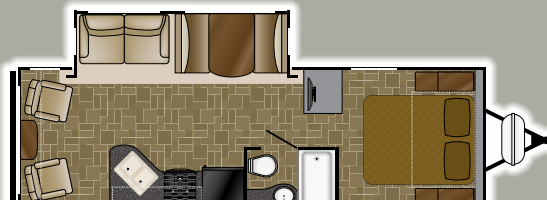
## Options

- Spare Tire
- Aluminum Rims
- Electric Awning
- Grill
- ToyLok
- 22", 26", 32" LCD TVs
- 15,000 BTU A/C
- Elite Package
  - Light Tan fiberglass & black trim
  - Black diamond plate profile

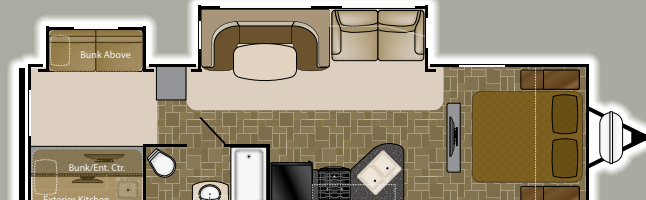




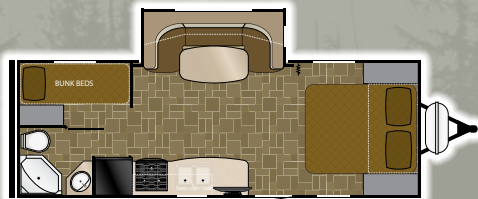
WD 2175 RB



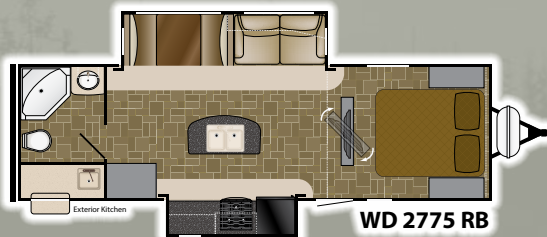
WD 2750 RL



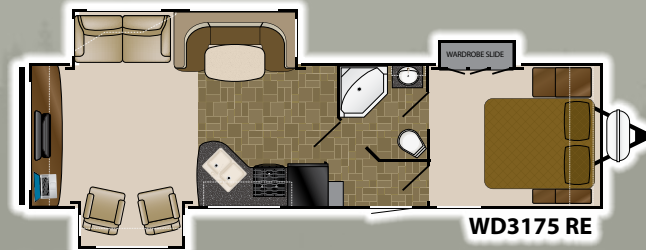
WD 3150DS



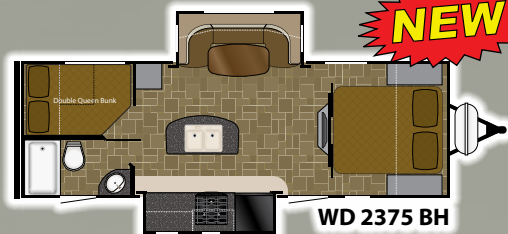
WD 2250 BH



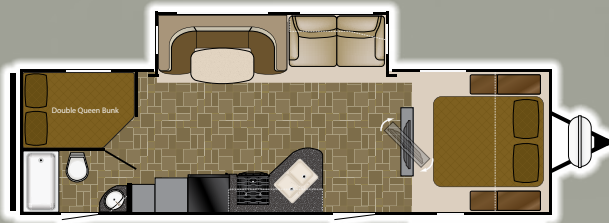
WD 2775 RB



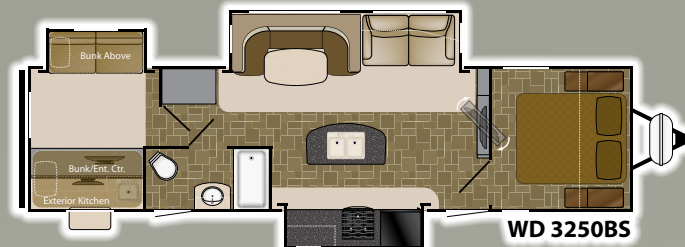
WD3175 RE



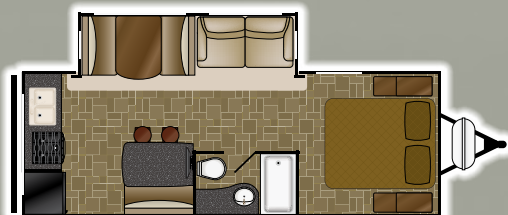
WD 2375 BH



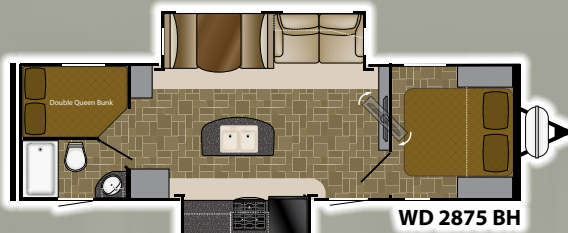
WD 2850BH



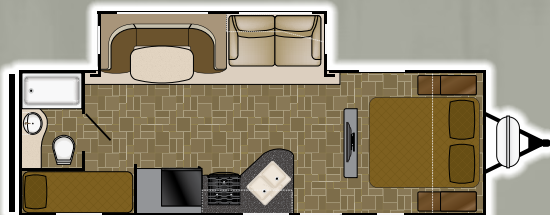
WD 3250BS



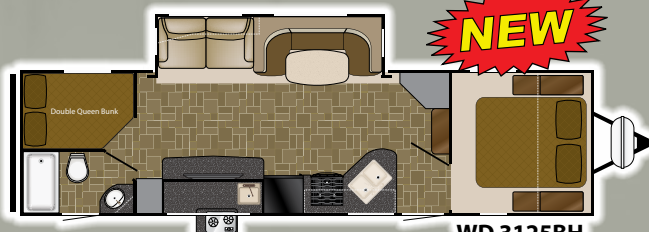
WD 2550RK



WD 2875 BH



WD 2650BH



WD 3125BH

Model	Length	Dry	Hitch	Height	Awning	Tanks
2175 RB	26' 2"	4,648	490	11' 1"	17'	36" 35" 35"
2250 BH	26' 9"	4,683	414	11' 1"	15'	36" 37" 35"
2375 BH	28' 9"	5,590	610	11' 3"	17'	36" 37" 37"
2550 RK	27' 4"	5,085	420	11' 1"	16'	36" 37" 35"
2650 BH	29' 9"	5,438	505	11' 1"	18'	36" 37" 35"
2750 RL	30' 4"	5,350	475	11' 1"	16'	36" 37" 35"
2775 RB	31' 6"	5,975	574	11' 3"	17'	36" 76" 37"
2875 BH	33' 6"	6,685	650	11' 3"	16'	36" 37" 37"
2850 BH	32' 9"	5,727	544	11' 3"	16'	36" 37" 37"
3125 BH	35' 9"	6,690	625	11' 3"	18'	36" 76" 37"
3150 DS	34' 9"	6,550	560	11' 3"	18'	36" 37" 37"
3175 RE	35' 11"	6,995	630	11' 3"	16'	36" 37" 37"
3250 BS	32' 8"	7,690	700	11' 5"	18'	36" 37" 37"





Heartland Recreational Vehicles  
1001 All-Pro Drive • Elkhart, IN 46514 • 574-262-5992

## Community. Convenience. Close-to-home.

Where you purchase your recreational vehicle is ultimately your decision but Heartland urges you to consider buying at your local dealer. Dealers are part of your community, providing jobs and contributing to your local economy. These dealers are under obligation to provide warranty service for products they sell, but are not legally required to service products purchased from other dealers. At some point, you may need to return to the dealer you buy from - why not stay close to home? After all, home is where your Heartland is!

## BENEFITS OF PURCHASING YOUR RV LOCALLY:

- You enjoy valuable relationship building with Dealer Representatives, close to your home, who will explain the features and benefits of the product.
- You receive a full product orientation prior to delivery, which includes hands-on directions for many of the coach's systems and functions. You are also introduced to the Dealership's Service/Parts/Warranty personnel who are at the ready to help you with any issues you may encounter, now and in the future.
- You enjoy customer PRIORITY. Dealerships generally service their purchasing customers first - others may experience long delays and miss opportunities to use their RV. What is it worth for you to have a dealership's full attention and motivation to satisfy you when you need service - in a timely manner?
- Valuable TAX dollars and jobs stay in YOUR community which pays for your roads, schools, police and fire departments.

## DON'T UNDERESTIMATE CUSTOMER SERVICE AND PERSONAL CARE!

For Canadian Residents: If you purchase an RV out-of-country, there are additional fees, taxes and inspections that must be met before bringing your product home. Your local Canadian dealers are experts in these provisions.

Visit HEARTLAND on:

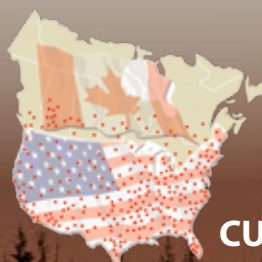


Your Authorized Heartland Dealer:

HEARTLAND PROUDLY PARTNERS WITH THE HIGHEST QUALITY VENDORS  
in manufacturing our recreational vehicles:



# WILDERNESS



## HEARTLAND CUSTOMER SERVICE WE'VE GOT YOUR BACK!

Over 40 men and women located in a dedicated facility servicing our customers every day. With a dealer network of over 400 locations across the U.S. and Canada, you're never far from an authorized Heartland dealer.

www.HEARTLANDRVs.com



### Experience:

Product Walk-Through Videos  
Side By Side Comparisons  
Feature Videos • Photo Galleries  
Virtual 360° Tours  
Detailed Floor Plans  
News • Testimonials  
Dealer Locator • Owners Club  
Customer Service • Service Locator  
and More at our Informative Web Site



Product information is as accurate as possible as of the date of publication of this brochure. Due to Heartland's commitment to continuous product improvement - floorplans, materials, components, features, specifications, options, etc. are subject to change without notice or obligation to Heartland Recreational Vehicles.

Product information and specifications apply to coaches beginning with serial number 291683. Wilderness has a non load bearing roof not intended for walking upon.

**Tow Vehicle Caution:** Owners of Heartland recreational vehicles are solely responsible for the selection and proper use of tow vehicles. All customers should consult with a motor vehicle manufacturer or their dealer concerning the purchase and use of suitable tow vehicles for Heartland products. Heartland disclaims any liability or damages suffered as a result of the selection, operation, use or misuse of a tow vehicle. Heartland's limited warranty does not cover damage to the recreational vehicle or the tow vehicle as a result of the selection of the tow vehicle.

See your nearest Heartland dealer to review a current model. 20,000 Litho 9/14