



Clipper

Camping Without Compromise

ULTRA LIGHT CONVENTIONAL TRAVEL TRAILERS



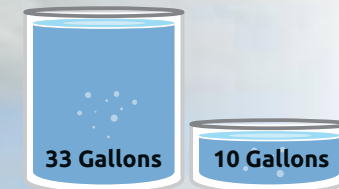
Premium Value *Clipper*

Experience the camping lifestyle at an affordable price, without sacrificing style, comfort and convenience.

These sturdy Travel Trailers are designed with the most popular amenities on the market today!



Water Capacity Clipper vs. the competition



Fresh Water Capacity



Gray Water Capacity



Black Water Capacity



Affordable Comfort and Convenience

Clipper 7' Wide Travel Trailers



Standard radial tires.
(Deluxe Package shown with upgraded aluminum wheels)



Four standard heavy duty stabilizing jacks



Norco NXG chassis featuring E-Coat technology



13,500 BTU air conditioner



Standard power awning



Deluxe package shown



3 Cu. ft. 2-way refrigerator and microwave



Congoleum residential grade Diamondflor with 100% adhesion combines beauty and durability



Screwed lumbercore cabinetry with hardwood mortise and tenon doors



Monitor panel



USB Charging port



Jensen AM/FM/Bluetooth stereo with app control includes Interior/Exterior speakers



Cadet Series



For the budget minded camper, the Clipper Cadet offers unequalled affordability without compromising traditional Clipper quality and looks.



Cadet 17CBH bath with roomy tub and foot flush toilet



Strong walk on roof!

Designed for the 5000# tow class the Coachmen Clipper 7'6" wide series is the perfect combination of features, quality and towability.

21FQ Kitchen



17 CBH



Cadet 17CBH kitchen with 3 cu. ft. 110V refrigerator and loads of storage





21FQ Bath



21 FQ

6 Cu. ft. double door refrigerator

Clipper 7'6" Wide Tandem Axle Travel Trailers



Tandem axles enhance stability



Double 20 lb. LP tanks



Deep double bowl Stonecast sink with high neck faucet

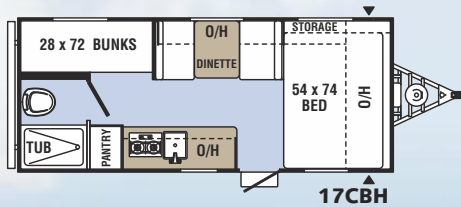
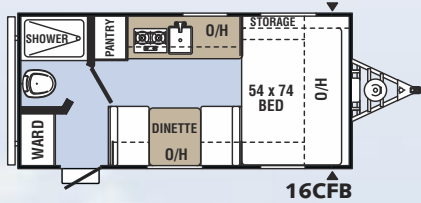
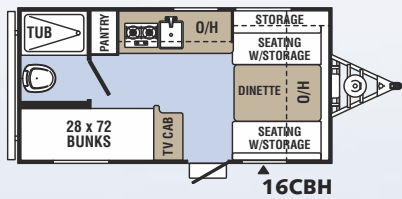


3 Burner range with Piezo ignitor

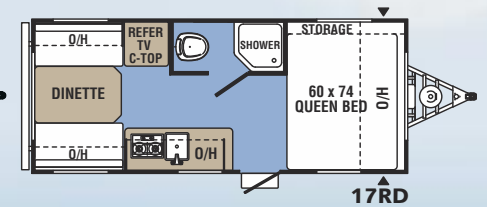
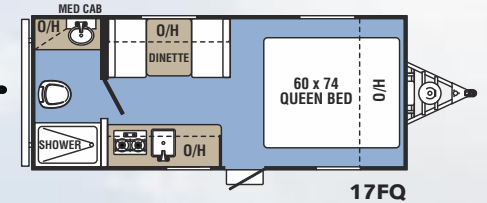
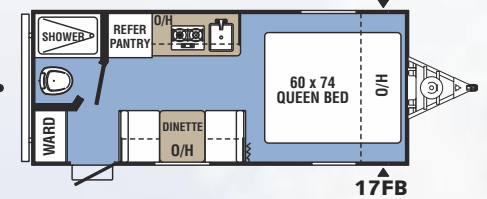
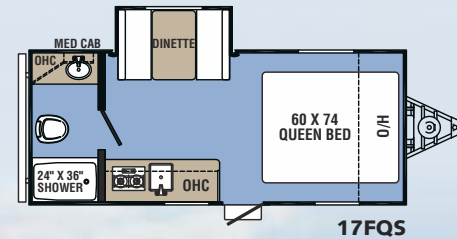
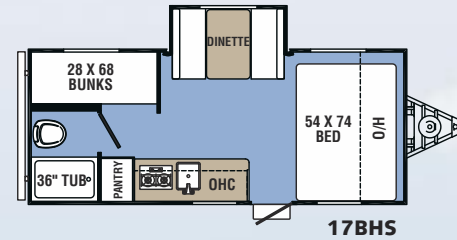
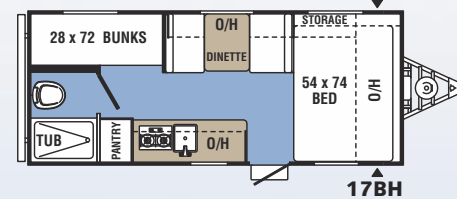
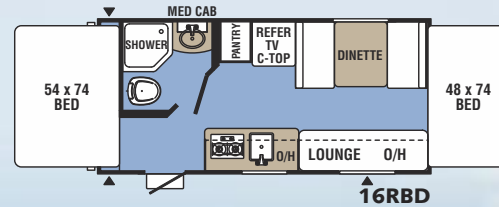
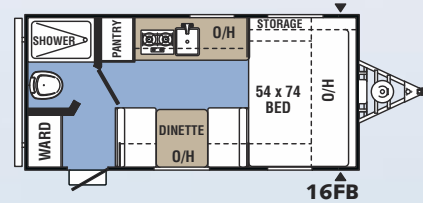
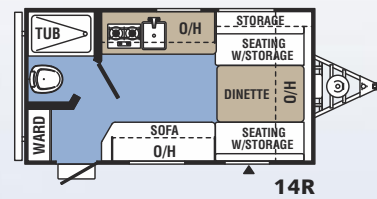


20,000 BTU Ducted furnace

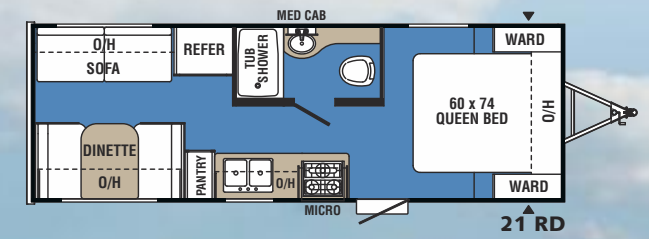
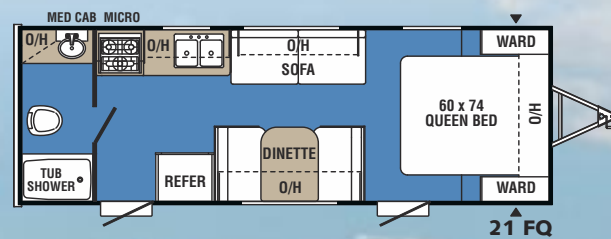
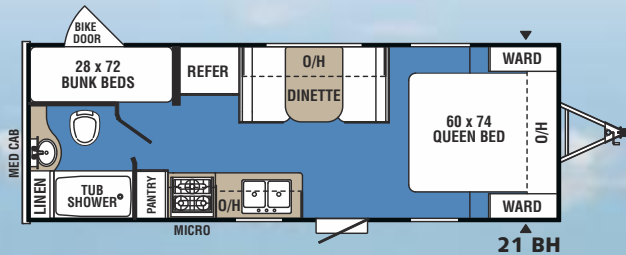
CLIPPER 7' WIDE CADET SERIES



CLIPPER 7' WIDE TRAVEL TRAILERS



CLIPPER 7'6" WIDE TANDEM AXLE TRAVEL TRAILERS



Cadet Series

Travel Trailers

Tandem Axle Travel Trailers



Standard Features

	Single Axle Clipper	Tandem Axle Clipper	Clipper Cadet		Single Axle Clipper	Tandem Axle Clipper	Clipper Cadet		Single Axle Clipper	Tandem Axle Clipper	Clipper Cadet
CHASSIS											
Norco NXG Chassis	■	■	■	Onmidirectional TV Antenna	■	■		6 Gal. DSI Gas Water Heater	■	■	
Single Dexter® E-Z Lube® Axle	■		■	Cable/Satellite Hook-up	■	■	■	3 Cu. Ft. Two Way Dometic Refrigerator	■		
Dual Dexter® E-Z Lube® Axle		■		Zamp Solar Port	■	■		6 Cu. Ft. Two Way Dometic Refrigerator		■	
Electric Brakes	■	■	■	120 Volt GFI Exterior Recept	■	■	■	3 Cu. Ft. 110 Volt Refrigerator			■
Radial Tires	■	■	■	Amber Patio Light	■	■	■	Jensen AM/FM Bluetooth Stereo with App Control	■	■	
Spare Tire and Carrier	■	■		Oversized Fresh Water Tank	■	■	■	Monitor Panel	■	■	
Scissor Style Jacks with Pads (4)	■	■		Oversized Gray Water Tank	■	■	■	Mini Blinds	■	■	■
Scissor Style Jacks with Pads (2)			■	Oversized Black Water Tank	■	■	■	120 Volt Interior Outlets	■	■	■
Heavy Duty Tongue Jack	■	■	■	INTERIOR				Interior Light Switches	■	■	■
Safety Chains	■	■	■	100% Adhesion Residential Grade Linoleum	■	■	■	Popular Options			
Single 20# LP Tank	■		■	Walnut Cabinetry	■	■	■	Deluxe Package:	■	■	
Dual 20# LP Tanks		■		Mortise and Tenon Residential Cabinet Doors	■	■		– Aluminum Wheels			
EXTERIOR				Screwed Lumbercore Cabinet Fronts	■	■	■	– Lend A Hand Assist Handle			
Diamond Plate Front and Rear Wall Protection	■	■	■	Residential Laminated Countertops	■	■	■	– Exterior Shower			
Heavy Duty .030/.024 Mesa Exterior	■	■	■	Ultra Comfort 4" High Density Cushions	■	■	■	– Pleated Night Shades			
Aerodynamic Front Profile	■	■	■	12 Volt LED Interior Lights	■	■	■	– Tub Surround			
Tinted Safety Glass Windows	■	■	■	Stone Cast Sink	■	■	■	– Bath Door Mirror			
Front Rockguard Window	■	■		High Neck Kitchen Faucet	■	■	■	40 Watt Zamp Portable Solar Panel	■	■	■
Radiused Entry and Baggage Doors	■	■	■	2 Burner High Output Range	■		■	80 Watt Zamp Portable Solar Panel	■	■	■
Power Awning	■	■	■	3 Burner High Output Range				Bed End Fan Light (16RBD Only)	■		
Exterior Speakers	■	■		Powered Range Vent	■	■		2nd Bed End Fan Light (16RBD Only)	■		
Grab Handle	■	■	■	Microwave	■	■		"Jack It" Bike Rack	■	■	■
Alpha Superflex Roofing	■	■	■	13,500 BTU Roof Air Conditioner	■	■		Toylok Cargo Security System	■	■	■
Walk On Roof		■		5,000 BTU Air Conditioner			■	Spare Tire and Carrier			■
Bathroom Skylight	■	■	■	20,000 BTU Furnace	■	■	■				
Power Bath Vent	■	■		12 Volt On Demand Water Pump	■	■	■				
Manual Bath Vent			■	6 Gal. Gas Water Heater			■				

Clipper Specifications

Model	CLIPPER CADETS			CLIPPER TRAVEL TRAILERS									TANDEM AXLE TRAVEL TRAILERS		
	16CBH	16CFB	17CBH	14R	16FB	16RBD	17BH	17BHS	17FQ	17FQS	17RD	17FB	21BH	21FQ	21RD
Hitch Weight:	319 Lbs.	360 Lbs.	376 Lbs.	347 Lbs.	318 Lbs.	312 Lbs.	365 Lbs.	410 Lbs.	320 Lbs.	370 Lbs.	424 Lbs.	337 Lbs.	479 Lbs.	414 Lbs.	542 Lbs.
U.V.W.:	2306 Lbs.	2442 Lbs.	2694 Lbs.	2509 Lbs.	2777 Lbs.	2806 Lbs.	2869 Lbs.	3217 Lbs.	2886 Lbs.	3277 Lbs.	2847 Lbs.	2920 Lbs.	4069 Lbs.	4074 Lbs.	3855 Lbs.
GVWR:	3634 Lbs.	3675 Lbs.	3716 Lbs.	3662 Lbs.	3538 Lbs.	3627 Lbs.	3626 Lbs.	3725 Lbs.	3635 Lbs.	3685 Lbs.	3739 Lbs.	3652 Lbs.	7109 Lbs.	7044 Lbs.	7172 Lbs.
Cargo Capacity:	1328 Lbs.	1233 Lbs.	1022 Lbs.	1153 Lbs.	1018 Lbs.	821 Lbs.	791 Lbs.	508 Lbs.	749 Lbs.	408 Lbs.	818 Lbs.	732 Lbs.	3057 Lbs.	2970 Lbs.	3317 Lbs.
Exterior length (add 10 1/4" for Spare):	17'-5"	18'-4"	21'-4"	16'-4"	18'-4"	18'-4"	21'-4"	21'-4"	21'-4"	21'-4"	21'-4"	21'-4"	25'6"	25'6"	25'6"
Exterior Width:	88"	88"	88"	88"	88"	88"	88"	88"	88"	88"	88"	88"	96"	96"	96"
Exterior Height w/ A/C:	9'8"	9'8"	9'8"	9'8"	9'8"	9'8"	9'8"	9'8"	9'8"	9'8"	9'8"	9'8"	9'10"	9'10"	9'10"
Interior Height:	76"	76"	76"	76"	76"	76"	76"	76"	76"	76"	76"	76"	76"	76"	76"
Fresh Water Capacity: (Incl. W/H)	33 Gal.	33 Gal.	33 Gal.	33 Gal.	33 Gal.	33 Gal.	33 Gal.	33 Gal.	33 Gal.	33 Gal.	33 Gal.	33 Gal.	40 Gal.	40 Gal.	40 Gal.
Grey Water Capacity:	25 Gal.	25 Gal.	25 Gal.	25 Gal.	25 Gal.	25 Gal.	25 Gal.	25 Gal.	25 Gal.	25 Gal.	25 Gal.	25 Gal.	31 Gal.	31 Gal.	31 Gal.
Black Water Capacity:	25 Gal.	25 Gal.	25 Gal.	25 Gal.	25 Gal.	25 Gal.	25 Gal.	25 Gal.	25 Gal.	25 Gal.	25 Gal.	25 Gal.	31Gal.	31Gal.	31Gal.
Tire Size (Radial):	14"	14"	14"	14"	14"	14"	14"	14"	14"	14"	14"	14"	14"	14"	14"
Coupler Size:	2 5/16"	2 5/16"	2 5/16"	2 5/16"	2 5/16"	2 5/16"	2 5/16"	2 5/16"	2 5/16"	2 5/16"	2 5/16"	2 5/16"	2 5/16"	3 5/16"	4 5/16"

The Clipper Deluxe Package

Available on most Clipper models (not available on Cadet)

Clipper



Aluminum wheels



Lend-a-hand assist handle



Pleated nightshades



ABS tub surround



Bath door mirror



Exterior shower

The Coachmen Advantage



Coachmen Interactive Mobile Manuals

Download your Coachmen mobile app or visit our dynamic online manual to enhance your ownership experience. These interactive options provide incredible ease and insight into use, maintenance and enjoyment of your Coachmen product. Ranging from "How-To" videos, pictures and illustrations of various components, systems and features to fully searchable content and downloadable PDFs for individual component owner's manuals, answers are always just a click away.



Travel Easy™ Roadside Assistance

RVing is easier with Coachmen's Travel Easy™ Roadside Assistance provided FREE the first year of ownership to those who purchase a New Coachmen RV. Administered by Coach-Net, this service provides you with 24/7 operational, technical and emergency road service coverage. Also included is towing, fuel delivery, jump starts, lockout service, tire changes, mobile mechanic and unlimited technical assistance. Anywhere. Anytime. Travel Easy™ is the security of knowing that help is an easy phone call away.



Big benefits for new owners – FREE One Year Membership in the Coachmen Owners Association!

Coachmen is proud to sponsor the largest manufacturer sponsored camping club in North America...Coachmen Owners' Association (COA). COA provides you a world of ways to enjoy your RV. This is FUN ON OVERDRIVE and provides: Free Trip Routing, Exciting Tours & Rallies, Free Campground Directory, Local/State Club Activities, Easy RVing Magazine Free, Theme Park Discounts, Fuel Discounts, Free onebigplanet® Memberships with discounts at 180,000 merchants and Much More! Every new Coachmen RV buyer is eligible for a 1 Year FREE membership in the Coachmen Owners' Association. It all adds up to an easy ownership experience!



www.ForestRiverBuyLocal.com



Learn More
Scan this barcode using a QR Reader on your smart phone to learn more about Forest River.



A Berkshire Hathaway company.

Your Clipper RV Dealer



Coachmen®

Recreational Vehicles

A division of Forest River, Inc.

Clipper RV

580 West Burr Oak Street ■ P.O. Box 549 ■ Centreville, MI 49032 ■ 269-467-6321
To learn more about Coachmen RV and our products and see how Coachmen is making the easy life easier, visit www.coachmenrv.com or call 1.800.353.7383.

GVWR (Gross Vehicle Weight Rating) - is the maximum permissible weight of the unit when fully loaded. It includes all weights, inclusive of all fluids, cargo, optional equipment and accessories. For safety and product performance do NOT exceed the GVWR.

GAWR (Gross Axle Weight Rating) - is the maximum permissible weight, including cargo, fluids, optional equipment and accessories that can be safely supported by a combination of all axles.

UVW (Unloaded Vehicle Weight)* - is the typical weight of the unit as manufactured at the factory. It includes all weight at the unit's axle(s) and tongue or pin and LP Gas. The UVW does not include cargo, fresh potable water, additional optional equipment or dealer installed accessories.

CCC (Cargo Carrying Capacity)** - is the amount of weight available for fresh potable water, cargo, additional optional equipment and accessories. CCC is equal to GVWR minus UVW. Available CCC should accommodate fresh potable water (8.3 lbs. per gallon). Before filling the fresh water tank, empty the black and gray tanks to provide for more cargo capacity.

*Estimated Average based on standard build optional equipment.

**Estimated average based on standard build optional equipment.

Each Forest River RV is weighed at the manufacturing facility prior to shipping. A label identifying the unloaded vehicle weight of the actual unit and the cargo carrying capacity is applied to every Forest River RV prior to leaving our facilities. The load capacity of your unit is designated by weight, not by volume, so you cannot necessarily use all available space when loading your unit.

All information contained in this brochure is believed to be accurate at the time of publication. However, during the model year, it may be necessary to make revisions and Forest River, Inc., reserves the right to make all such changes without notice, including prices, colors, materials, equipment and specifications as well as the addition of new models and the discontinuance of models shown in this brochure. Therefore, please consult with your Forest River dealer and confirm the existence of any materials, design or specifications that are material to your purchase decision. ©2016 Clipper by Coachmen, a Division of Forest River, Inc., a Berkshire Hathaway company. All Rights Reserved. 3/17